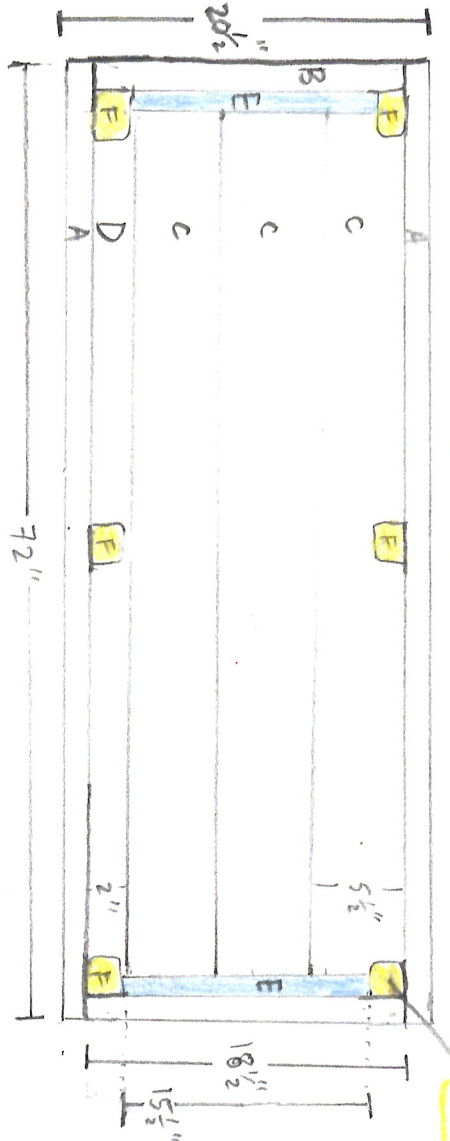



TOP VIEW

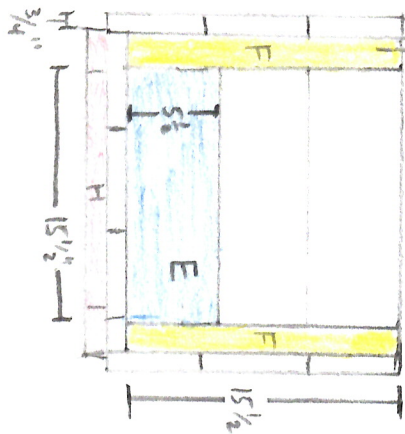


CEDAR 2X4
RIPPED IN HALF

SIDE VIEW

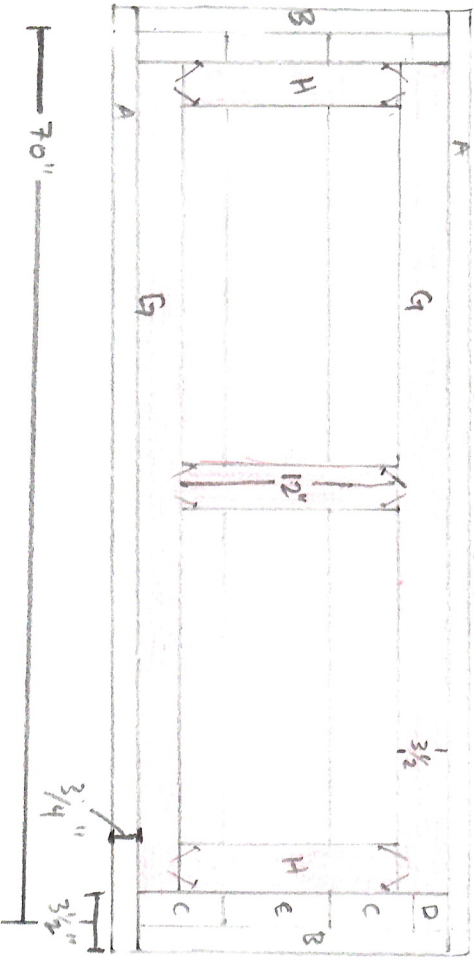


END VIEW
(FROM INSIDE)



BASE 65" x 19"

BOTTOM VIEW



6' CEDAR
PLANTER
72" L x 20 1/2" W x 18" H

CEDAR 2X4
ACTUAL 1 1/2" x 3 1/2"

1" x 6 CEDAR DECKING
ACTUAL 1" x 5 1/2"

CUT LIST

- A-6 72" x 5 1/2" x 1"
- B-6 18 1/2" x 5 1/2" x 1"
- C-3 70" x 5 1/2" x 1"
- D-1 70" x 2" x 1"
- E-2 15 1/2" x 5 1/2" x 1"
- F-6 15 1/2" x 1 3/4" x 1 1/2"
- G-2 65" x 1 1/2" x 3 1/2"
- H-3 12" x 1 1/2" x 3 1/2"